









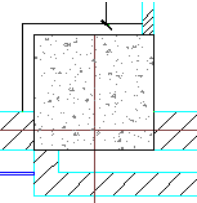








SCI Phase II INTERIOR BOQ							
Sl. No.	Item Code.	Description of Work	Unit	Quantity	Rate (INR)	Amount (INR)	
		NOTES:					
		The description of an item shall be deemed to include all preambles, headings, sub-headings and references to other documents including the conceptual Interior Presentation.					
		The scope of work includes preparation of detailed Interior GFC / shop drawings covering all the areas including all furniture layouts, interfacing with base architectural finishing details. These drawings shall be reviewed and approved by the Consultant for execution at site.					
		The contractor should refer to the specifications mentioned and the Interior representation of Concept Views to prepare the detailed Interior drawings for all items of work to provide the finished item to the Client complete in all respect.					
		Tenderers are instructed to quote "rate only" for all QRO items without fail and not to enter any amount in the amount column. The rates quoted under QRO items is negotiable during the evaluation of the tender and the rationalised rate only will be considered if there is a need to operate QRO items during execution. Any percentage of discount / rebate offered by the tenderer during negotiation is applicable on all the quoted rates of the tendered items including "QRO" items.					
		The rates quoted shall be inclusive of all mock-ups and also physical sample submission (all materials including Loose furnitures selected) for Consultant approval as required / instructed, prior to any mass production or procurement as per complete satisfaction of the Client and Architect. Inclusive of dismantling, demolishing and carting the material and making good of the surface as required and as per the instructions of the Architect.					
		Any integration / coordination for Interior finishes with MEP services / Special services & Medical equipment Vendor shall be in the scope of the Interior contractor					
		The Tenderers are requested to inspect the site and obtain for themselves at their own expense all necessary information and particulars to enable them to submit the tender along with detailed shop drawings.					
		Items of work provided in this schedule but not covered in the specifications shall be executed strictly as per instructions of the engineer-in-charge/PMC.					
		Unless specifically mentioned otherwise in the contract, the tenderer shall quote for the finished items and shall provide for the complete cost towards labour, materials, plant and machinery, operational costs, levies, taxes, transport, repairs, rectification, maintenance till handing over, revenue expenses, contingencies, overheads, profits and all incidental items not specifically mentioned but reasonably implied and necessary to complete the works according to the contract.					
		The quantities of the various items mentioned in the schedule of items are approximate and may vary up to any extent or be deleted altogether. The quoted rates of each item shall remain firm for all works and quantities. The contractor, in his own interest, should get an indication of the probable extent of the work to be executed under any particular item in this schedule, before undertaking any preliminary and enabling work or purchasing bought out components related to the work.					
		Rates shall be quoted both in figures and in words in clear legible writing. No overwriting is allowed. All scoring and cancellations should be countersigned by the tenderer. In case of illegibility, the interpretation of the engineer shall be final. All entries shall be in English language.					
		Engineer-in-charge's decision shall be final and binding on the contractor regarding clarifications of items in this schedule with respect to the other sections of the Contract.					
		It may be noted that the total work or any part / parts of the same may be awarded as mentioned in this schedule of items.					
		Any debris generated out of the said work may be cleared on priority basis from the Site. The contractor shall arrange for temporary storage of material at the site, for hoisting material to the upper floors, for bringing debris and waste down etc.					
		The door size mentioned is the overall opening size					
		Rates for all exposed Timber Wood members and lipping shall include cost of melamine finish.					
		The rate of all units to be inclusive of matched locks for individual work space every drawer and shutter to be provided with locks of approved make					
		The abbreviations used in the Specification and Bill of Quantities shall be read as follows :					
		IS :- Indian Standard					
		A.S.T.M :- American Society for Testing and Materials					
		A.W.S :- American Welding Society					
		MM or mm :- Millimetre /s					
		CM and cm :- Centimetre /s					
		RM (m) / RMT (Rmt) :- Running metre /s					
		KG (kg) :- Kilogram /s					
		Tonne/UMT :- Metric ton/s (1000 Kilogram's)					
		Dia. :- Diameter					
		Sqm :- Square metre					
		Cum:- Cubic metre					
		No. :- Number/s					
		Qty. :- Quantity					
		L.S :- Lump sum					
		QRO:- Quote rate only					
		Drwg. No. :- Drawing number					
		PCC:- Plain Cement Concrete					
		RCC:- Reinforced cement concrete					
		HSD:- High Yield strength Deformed bars.					
		MS:- Mild Steel					
PART A							
1		CIVIL & WET WORKS					
	1.1	Vitrified Tile Dado - 900-1900mm High Providing and dadding of first quality vitrified tile skirting on wall of approved colour and make and size (600mmx600mm) as per design & manufacturer's instruction. Cost includes, base mortar upto 40mm thk in ratio 1:4 (1 part of cement to 4 parts of sand) with appropriate line and level as per architects and site engineer's instructions, Laying tiles on a thin cement slurry paste & including curing, waxing, Machine cutting to the required size from the tiles etc, the rate shall include all wastages, proper neat finishing of joints between skirting and wall, chasing wall where necessary & making good plastering at junctions, acid wash, curing etc complete and including necessary protection after laying. Tile joints to have 3mm wide spacer filled with epoxy grout of approved color by architects. Laying & fixing details as suggested by the manufacturer to be followed. Cost includes of base wall / floor preparation to plumb / level. Vitrified tile: Basic rate of tile- Rs. 540/- per sq.m.	SqM	15.00			
							
	1.2	Stone Cladding					
	1.2.1	Providing dadding with Pre-polished Granite of approved colour, and size set in CM 1:4, 18mm thick backing, cement slurry, pointing with tinted white cement to match the colour of stone or Dry cladding along service counter openings as shown in the concept view. The granite edges should be chamfered as per indicative concept view. The rate to include for fixing the granite on to the wall as per pattern directed by the Architects, including curing, acid wash etc., complete. (Basic rate Rs 2150 sqm)	SqM	99.00			
							
	1.2.1	Providing dadding with Pre-polished Granite of approved colour, and size set in CM 1:4, 18mm thick backing, cement slurry, pointing with tinted white cement to match the colour of stone or Dry cladding along service counter openings as shown in the concept view. The granite edges should be chamfered as per indicative concept view. The rate to include for fixing the granite on to the wall as per pattern directed by the Architects, including curing, acid wash etc., complete. (Basic rate Rs 2150 sqm)	SqM	35.00			








						
	1.3	Granite Counter (Excluding CP & Sanitary Fixtures) Providing and fixing approved granite counter of below mentioned size for Wash Basin with all supportive arrangements, angles, BWP/ MR Ply and includes providing all necessary provisions to neatly fix the sanitary & cp fittings, hardwares, profile handles etc., all complete to give finished product as per concept view and as directed by the Architect. Solid surface shall be of approved make - Granite. The cost to include silicon sealant at the edges as per detail. Cost should include Borer / Antitermite treatment for plywood. Basic rate of granite Rs. 1500 per sqm.				
	1.3.1	Type- A (600mm (W) x 750mm (L) x 400mm (H)) 	Nos	26		-
	1.3.2	Type- A (600mm (W) x 2100mm (L) x 400mm (H)) 	Nos	2		-
	1.4	Granite Threshold - 200mm-300mm thk (as per drawing) Providing and Laying with Pre-polished Granite of approved colour, make and size set in CM 1:4, 18mm thick backing, cement slurry, pointing with tinted white cement to match the colour of stone along door openings. The rate to include for fixing the granite on to the floor as per pattern directed by the Architects, including curing, acid wash etc., complete. (Basic rate Rs 1500 sqm)	SqM	ORO		-
	1.5	POP Protective Layer Providing POP protective layer over polythene sheet for protection of the floor of Granite/Tiles till handing over the building as directed by the engineer - in - charge. The rate quoted shall included, removing debris , cleaning with acid wash, etc complete.	SqM	ORO		-
2		PARTITIONS & ASSOCIATED WORKS NOTE: (Applicable to all items from Item no - 3.01 to 310) : Aluminium box section to be provided wherever required for extra support to fix aluminium skirting, doors, storages, writing boards, glass boards, softboards, projection screens, LCD, Plasma, paintings, artefacts, display, light fixtures, niches, glazed partition, mirrors, reader panel as per architects instructions. Rooms with LCD mounts to have sufficient aluminium box section framework & plywood support to house the bracket / mount. The partition cost should include Borer / Antitermite treatment for salwood and plywood as per architects instructions and dwg. Also cost to include making cut outs for AC ducts / Electrical works / Security systems / other services works / Switches / Sockets etc., complete. Wherever required by contractors and on completion of ducting, wiring work, the opening / cutouts to be closed as not to allow any transmission of sound or air as per architect's / PM's instructions. 1) Control joints to be incorporated wherever the length of the partitions is more than 10m. 2) All GI steel to be marked with "GYPSTEEL" which is a standard hologram of India gypsum. 3) The rate to be inclusive of additional frame work for white boards, panelboards, over head storages, counter fixing. 4) Angle beads have to be used at the external angles to get straight line and finish and protection from impacts. 5) Edge beads have to be used to protect the exposed edges of Gypboard. The edges can be at the opening for doors, windows, glazing, etc or any other exposed edges. 6) For all full height partitions mode of measurement will be up to False ceilings.				
	2.1	Providing and Fixing Full Height 75mm thick Partition BWP Ply on both sides - GI Frame without Insulation (Rate not to include above ceiling partition) without insulation - Partition from Finished flooring level till false ceiling level - (ICU) Framework	SqM	225		-
	2.1.1	Providing and fixing of Gypsteel® Ultra stud partition formed of 48mm Gypsteel® Ultra studs (0.55mm thick having one flange of 34mm and another flange of 36mm made of GI Steel) placed at 610mm centre to centre in 50mm Gypsteel® Ultra floor and ceiling channel (0.55mm thick have equal flanges of 32mm made of GI steel) with joints staggered to avoid leakage through joints. A fixing channel of 99mm width (0.9mm thick having two flanges of 9.5mm each) has to be provided at the horizontal joints of the two boards. Provide 19mm thick ply fixed to the screeded flooring on which GI channels of size as per details to be fixed. GI ultrastuds to be then fixed on GI Boxing (if necessary as per site conditions)				
	2.1.2	Provide an additional Aluminium Box Section of size 50mm x 100mm as spacer at the true ceiling level of 2.5mm thk and sub frames for doors and glazed openings while fixing the frame work as per details	SqM	20		-
3		Paneling works Laminate Cladding for Columns				
	3.1	Providing and fixing 50mm x 25mm, 16swg (1.626mm thick and consider the tolerance range of 1.60 -1.65mm) aluminium tube section framework. The aluminium sections shall be placed at 2' 0" c/c both ways and rigidly connected together using 3mm thick aluminium L-cleats fixed/ fastened to aluminium section with double screws as per the detail drawings and Architects' instructions. The framework shall be clad with 12mm thick BWR plywood and finished in 1 mm thk laminate of approved shade fixed as per drawing and have necessary grooves as per details. The column cladding shall also have 100 mm high skirting at bottom on all sides as per the detail drawings. All exposed edges / corners/ grooves to have proprietary corner / edge bead sections/channels as per Architect's instructions. Rates inclusive of all items.				
		Type- 1 	SqM	50.00		-
		Type- 2 	SqM	210.00		-
		Type- 3 	SqM	10.00		-
	3.2	Ply Paneling with paint finish for Columns	SqM	10.00		-









		Fabricating and fixing of 12mm BWR ply onto framework using 2.5mm thk aluminium box section of size 50mm x 75mm on the existing wall surface by means of approved screws/nails and to be finished with 2 coat of Acrylic emulsion paint of approved shade over 2 coats of putty neatly finished to get a level surface. Shall be in proper line and level as per architects instructions, all complete. Special Provisions: Special note : Provide BWR ply and aluminium box section of size 50x75mm 2.5mm gauge framework at a spacing of 600mm x 600mm as required as per details. Contractor to make provision for all electrical/networking boxes and to provide 30mm dia cut-outs as required. Electrical/Network boxes /other services to be provided at desired height and location as indicated in the drawing. All exposed edges / corners/ grooves to have proprietary corner / edge bead sections/channels as per Architect's instructions.				
		Special Provisions				
		Special note : Provide BWR ply and aluminium box section of size 50x75mm 2.5mm gauge framework at a spacing of 600mm x 600mm as required as per details				
		Contractor to make provision for all electrical/networking boxes and to provide 30mm dia cut-outs as required. Electrical/Network boxes /other services to be provided at desired height and location as indicated in the drawing.				
		All exposed edges / corners/ grooves to have proprietary corner / edge bead sections/channels as per Architect's instructions				
						
	3.3	Glass Partition with Aluminium framing and approved graphics on the glass partition	SqM	28.00		-
		Providing and fixing of 50 x 75mm Powder coated Aluminium frame of approved colour with 6mm thick clear glass panelling (both side) and approved graphics in the centre (on the glass) as per concept view. The cost includes all necessary accessories like Screws, hardware, supporting arrangement and etc., all complete, as shown in the concept view. Only surface area to be measured.				
						
	3.4	Column Cladding with Gypsum Board and paint finish	SqM	40.00		-
		Providing and fixing 50 x 25mm size, 16-gauge aluminium sections framework placed at 2' 0" c/c both ways to the columns to create the square/ rectangular shapes with grooves as per the detail drawings. 12.5mm thick gypsum board with edge binder of India Gypsum make. The gypsum surfaces shall then be finished in paper tape, two coats of under coats and finally painted with two coats of plastic emulsion paint of approved shade and make. The column cladding shall have 50 x 50 x 12mm thick Autocoat paint finish Al. corner edge beading with grooves to pattern as per the detail drawings. Aluminium channel of required size shall be embedded in grooves with edges neatly finished with India Gypsum make veneer gyp-plaster as per the detail drawings. The column cladding shall also have 100 mm high proprietary make Aluminium skirting section of Bottom line or approved equivalent make as per manufacturers specifications at the bottom on all sides flush with gypsum board surface with grooves as per the detail drawings. Note: Elevation area shall be measured for payment.				
						
	3.5	Laminate Partition (Twin Sharing Room)	SqM	18.00		-
		Providing and fixing Free Standing Partition made of Aluminium frame 50 x 25 x 1.6mm. The frame work to be clad on both side 19mm thick ply finished with 1mm thick laminate, etc., all complete. All exposed edges / corners/ grooves to have proprietary corner / edge bead sections/channels as per Architect's instructions.				
						
	3.6	Ply Panelling with paint finish	SqM	10.00		-
		Fabricating and fixing of 12mm BWR ply onto framework using 2.5mm thk aluminium box section of size 50mm x 75mm on the existing wall surface by means of approved screws/nails and to be finished with 2 coat of Acrylic emulsion paint of approved shade over 2 coats of putty neatly finished to get a level surface. Shall be in proper line and level as per architects instructions, all complete. Special Provisions: Special note : Provide BWR ply and aluminium box section of size 50x75mm 2.5mm gauge framework at a spacing of 600mm x 600mm as required as per details. Contractor to make provision for all electrical/networking boxes and to provide 30mm dia cut-outs as required. Electrical/Network boxes /other services to be provided at desired height and location as indicated in the drawing. All exposed edges / corners/ grooves to have proprietary corner / edge bead sections/channels as per Architect's instructions.				
		Special Provisions				
		Special note : Provide BWR ply and aluminium box section of size 50x75mm 2.5mm gauge framework at a spacing of 600mm x 600mm as required as per details				
		Contractor to make provision for all electrical/networking boxes and to provide 30mm dia cut-outs as required. Electrical/Network boxes /other services to be provided at desired height and location as indicated in the drawing.				
		All exposed edges / corners/ grooves to have proprietary corner / edge bead sections/channels as per Architect's instructions				
						
	3.7	Laminate Panelling				



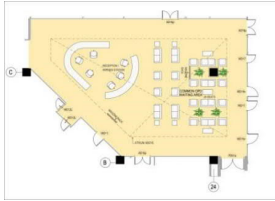


		Fabricating and fixing of 12mm BWR ply onto aluminium framework of with aluminium box sections of size 50x75mm and thickness 2.5mm on the existing wall surface by means of approved screws/nails and to be finished with approved 1mm laminate. To have necessary grooves as per details. To be in proper line and level as per architects instructions. Special Provisions: Special note : Provide BWR ply and aluminium box section of size 50x75mm 2.5mm gauge framework at a spacing of 600mm x 600mm as required as per details. Contractor to make provision for all electrical/networking boxes and to provide 30mm dia cut-outs as required. Electrical/Network boxes /other services to be provided at desired height and location as indicated in the drawing. All exposed edges / corners/ grooves to have proprietary corner / edge bead sections/channels as per Architect's instructions.				
		Special Provisions				
		Special note : Provide BWR ply and aluminium box section of size 50x75mm 2.5mm gauge framework at a spacing of 600mm x 600mm as required as per details				
		Contractor to make provision for all electrical/networking boxes and to provide 30mm dia cut-outs as required. Electrical/Network boxes /other services to be provided at desired height and location as indicated in the drawing.				
		All exposed edges / corners/ grooves to have proprietary corner / edge bead sections/channels as per Architect's instructions				
		Type- 1 (For Lift Lobby)	SqM	480.00		-
						
		Type- 2 (For Emergency and Waiting abutting to Atrium)	SqM	21.00		-
						
		Type- 3 (For MRI, CT Scan)	SqM	35.00		-
						
		Type- 4 (For Consultation, CMO rooms, OPDs, Doctors Room and other Surgery and allied Specialities)	SqM	213.00		-
						
		Type- 5 (For Cafeteria, Main Waiting and Atrium)	SqM	340.00		-
						
		Type- 6 (For General Wards, Suite, Delux Rooms, Living room, Single and Twin Sharing room)	SqM	400.00		-
						
		Type- 7 (For SICU and MICU)	SqM	175.00		-
						
		Type- 8 (For Door Architrave)	SqM	7.00		-

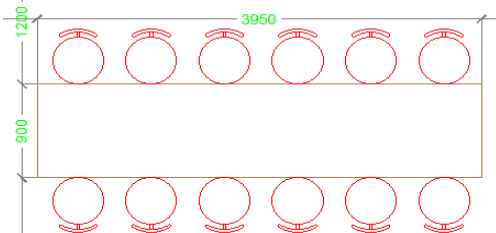
						
		Laminate panelling with groove (as per concept view)	SqM	20.00		-
						
	3.8	Laminate wall & Ceiling Boxing				
		Providing and constructing boxing in 12mm thick plywood of approved make, on aluminium framework of section 50x75mm fixed on existing wall @ 600mm c/c both ways in proper line and level by means of approved wooden screws and shall be supported by necessary wedges or gap fillers of aluminium framework to ensure right angles and plumb level. All exposed surfaces to be finished with 1mm thick approved laminate etc., all complete as directed by Engineer In Charge. Mode of measurement shall be surface area.				
		Special Provisions				
		Special note : Provide BWR ply and aluminium box section of size 50x75mm 2.5mm gauge framework at a spacing of 600mm x 600mm as required as per details				
		Contractor to make provision for all electrical/networking boxes and to provide 30mm dia cut-outs as required. Electrical/Network boxes /other services to be provided at desired height and location as indicated in the drawing.				
		All exposed edges / corners/ grooves to have proprietary corner / edge bead sections/channels as per Architect's instructions	SqM	16.00		-
		Portal				
						
		Square Box	SqM	3.00		-
						
	3.9	Bamboo Batten Panelling	SqM	16.00		-
		Providing and fixing Natural Bamboo batten 50mm dia x 2700mm height finish with PU polish, as per the instructions of the Architects, all complete as per detailed drawing.				
						
	3.10	Metal Rafter Cladding (Wooden Finish)	SqM	12.00		-
		Supply and fixing of Luxalon Closed Joint System as manufactured by Hunter Douglas Architectural Products or Equivalent. The longitudinal panels - 300mm wide and finish as per architect's choice are clipped on to Rows of 0.6 Fe/0.95 Alu roll formed carrier with max length of 5000mm. The panels about each other with a narrow V-groove. Panels can be combined as required in the ceiling. Panels to be manufactured from pre-painted, stove enamelled, alloy HD5050 or equal (according to EN 1396 and ECCA). All panels to be securely clipped to carriers in accordance with manufacturers recommendations. Panels to be joined in length by using the relevant Luxalon splice. Maximum panel length to be 6000 mm. System to include Wall L-panel as per architect's specification option. The price should include the cost of making any cuts and openings for lights and other fittings, all inclusive.				
						
	3.11	Glo Board Wall Panelling	SqM	10.00		-
		Providing and fixing of 6 mm thk approved GLO board to the ply partition/panelling. GLO board shall be fixed with suitable Adhesive as per manufacturer specification. To be in proper finish and level as per details and including necessary wooden beading (35mm to 50 mm wide) as edge band. Wave Pattern or similar approved by client/consultant. Note: Glo Board shall be used as a boarder band around the wall graphics as depicted in the Interior Presentation.				

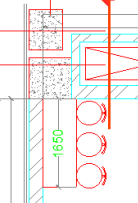
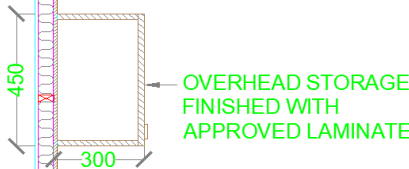
						
4		Graphics and Wallpapers				
	4.1	Graphics including base preparation with surface leveling, putty and primer work.				
		<p>GRAPHICS INCLUDING BASE PREPARATION:</p> <p>Providing and fixing in proper line and level, 12mm PLY backing with 6mm thick MDF over of approved make and sample on to aluminium framework using aluminium box section of size 50mmx75mm and thickness 2.5mm by means of approved screws/nails. The MDF surface finished in sunboard & to be ready to take vinyl graphics.</p> <p>Supply and fixing of Walmur-Art Durable Wall Decor with customized, multi-color imagery digitally reproduced on durable 3M self-adhesive, Cast imaging film and laminated with 3M UV-protective layer. The graphics application to be bubble-free and direct on prepared surface with the help of air-release channels in the adhesive. Must have perfect overlapping of imagery at joints. Must comply with ASTM E-84. Finished product thickness 5-6mil (ASTM 3652). Adhesion strength of 8-8.5 N/inch (ASTM D 3330). 5-year MCS warranty for interior application on all components, jointly endorsed by 3M and authorized channel partner in the region.</p>				
		Type- 1 (For Lift Lobby)	SqM	60.00		-
						
		Type- 2 (For Atrium, Waiting, Reception, Sub Waiting, Cafeteria & etc)	SqM	65.00		-
						
		Type- 3 (For Consultation, Doctors, CMO, Nurse Stations, Meeting room, Coffee Shop & etc.)	SqM	477.00		-
						
		Type- 4 (For Single and Twin rooms)	SqM	190.00		-
						
		Type- 5 (For Public Toilet)	SqM	3.00		-
						
		Type- 6 (For Meeting Room)				
		Meeting Room Feature Wall 4200mm X 2800mm	SqM	12.00		
		Wall graphic as approved by client/consultant.				
	4.2	Wallpaper including base preparation with surface leveling, putty and primer work.	SqM	5.00		-
		<p>Providing and fixing in proper line and level, 12mm PLY backing with 6mm thick MDF over of approved make and sample on to aluminium framework using aluminium box section of size 50mmx75mm and thickness 2.5mm by means of approved screws/nails. The MDF surface finished in sunboard & to be ready to take wallpaper.</p> <p>Supply and fixing of Walmur-Art Durable Wall Decor with customized, multi-color imagery digitally reproduced on durable 3M self-adhesive, Cast imaging film and laminated with 3M UV-protective layer. The wallpaper application to be bubble-free and direct on prepared surface with the help of air-release channels in the adhesive. Must have perfect overlapping of imagery at joints. Must comply with IS Standards. 5-year MCS warranty for interior application on all components, jointly endorsed by 3M and authorized channel partner in the region. Note : Rate should be inclusive of Masking for fixtures & wooden frames.</p>				
						
5		Ceiling				
	5.1	Baffle Ceiling	SqM	98.00		-
		<p>Providing & fixing Armstrong Vertical Linear Baffle Ceiling made out of Aluminum Extrusion in Aluminum alloy grade 6063. The baffle blade shall be in size of 100 x 25 x 3600mm in powder coated Wooden finish. The baffle blade shall be suspended using Slotted U-profile at on-center spacing in multiples of 25mm. Longer lengths of Baffle to be connected by Baffle Joiner and the ends to be fixed with End caps.</p>				

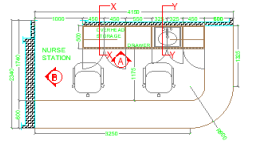

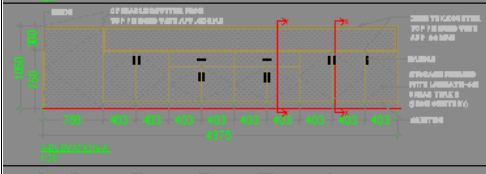
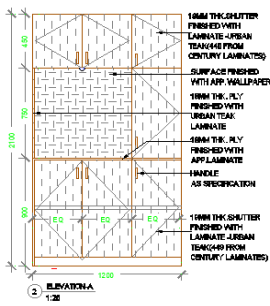

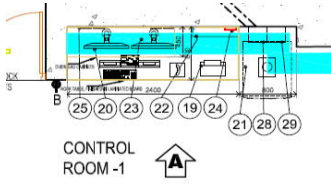
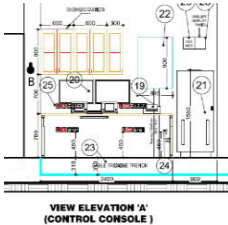
						
	5.2	Metal Slats Ceiling (Wooden Finish) Supply and fixing of Luxalon Closed Ceiling System as manufactured by Hunter Douglas Architectural Products or Equivalent. The longitudinal panels - 150mm wide and finish as per architect's choice are clipped on to Rows of 0.6 Fe/0.95 Alu roll formed carrier swith max length of 5000mm. The panels abut each other with a narrow V-groove. Panels can be combined as required in the ceiling. Panels to be manufactured from pre-painted, stove enamelled, alloy HD5050 or equal (according to EN 1396 and ECCA). All panels to be securely clipped to carriers in accordance with manufacturers recommendations, Panels to be joined in length by using the relevant Luxalon splice. Maximum panel length to be 6000 mm. System to include Wall L-panel as per architect's specification option. The price should include the cost of making any cuts and openings for lights and other fittings, all inclusive.	SqM	150.00		-
						
	5.3	Stretch Membrane Ceiling Supply and Fixing : (Brand Eurocell) ceiling with Stretch ceiling on MS structure fitted to ply boxing with Anchor fastner. Stretch material Finish : Translucent PVC Membrane Color : Printed (EC1-TR-011) GE LED with PCU Charges for Lighting Solutions CV Dimmer Repeater Circuit Design For Dimmer & Repeater with Accessories. Size as per detail/ drawing.	SqM	20.00		-
						
	5.4	Metal Plank Ceiling Providing and fixing GI Clip in Metal Plank Ceiling System of 200 mm wide module which includes providing and fixing 'C' wall angle of size 20x30x20mm made of 0.5mm thick pre painted steel along the perimeter of the room with help of nylon sleeves and wooden screws at 300mm center to center, suspending the main C carrier of size 10x38x10mm made of G.I steel 0.7 mm thick from the soffit with help of soffit cleat 37x27x25x1.6 mm, rawl plugs of size 38x12 mm and C carrier suspension clip and main carrier bracket at 1000mm c/c Inverted triangle shaped Spring Tee having height of 24 mm and width of 34mm made of GI steel 0.45 mm thick is then fixed to the main 'C' carrier and in direction perpendicular to it at 600mm centers with help of suspension brackets. Wherever the main C carrier and spring T have to join, C carrier and spring T connectors have to be used. All sections to be galvanized @ 120 gms/sqm (both side inclusive) Fixing with clip in tiles into spring 'T' with : GI Metal Ceiling Clip in plain Beveled edge global white color tiles of size customised length x 200mm wide and 0.5mm thick with 25mm height, made of G I sheet having galvanizing of 100 gms/sqm (both sides inclusive) and Non perforation having NRC of 0.5, electro statically polyester powder coated of thickness 60 microns (minimum), including factory painted. Rate inclusive of all necessary frame works and cutting, fixing, wastages etc., all Complete.	SqM	240.00		-
		Type- A (Lift) 	SqM	180.00		-
		Type- B (Visitor's Cafeteria) 	SqM	40.00		-
		Type- B (Staff's Cafeteria) 	SqM	9.00		-
	5.5	Laminate Ceiling Providing and fixing 12mm thick PLY in ceiling with necessary supports all details as per the detail drawing. PLY board should be fixed with aluminium frame to the true ceiling. PLY finished with approved laminate. Rate inclusive of all necessary frame works and cutting, fixing, wastages etc., all Complete.	SqM			
						
6		Glass Screen				
	6.1	Clear Glass Screen Wall Providing and fixing of 10mm thick clear toughened glass with all fixine arrangements	SqM	3.50		-
						
7		Storage and Corian White Work				
	7.1	Corian White Cladding Fabricating and fixing of approved 6mm thk corian as per drawing specified size and details. All necessary base preparation, surface levelling and supports to complete the work shall be as per detailed drawing. Rate should include necessary base works, supports, hardware & etc., of approved make.	SqM	112.00		-




						
	7.2	Overhead Cabinet/ Storage Providing and fixing overhead Storage Units 450mm Deep 600mm high of Length as per detailed drawings with carcass and shutters made out of 18 mm thk MR Ply. Shutters to be finished with 1mm thick approved laminate outside and 0.8mm laminate on the inside with 2mm edge banding. Hardware- Lock sets, self-closing hinges, spring loaded shutter latch inside, all cabinet hardware to be of make: Hettich /Ebco.	RMT	335.00		-
	7.3	Under Counter Storage Units Providing best quality below counter storage 850mm high with Aluminium frame with extruded built up sections of wall thickness not less than 2.0mm conforming to IS:733 7 IS:1285 of approved make, joints mitered and joined with Hettich Intermat 9936 fast assembly self closing nickel palated steel hinge inside to the concrete block of 150x100x100mm with the help of 75mm expandable dash fastner. Shutter, backing & Intermediate shelves shall be with Factory made 20mm MR Ply with 1mm Laminate finish on the outside and 0.8mm laminate finish on the inside of Approved make, the cost inclusive of all with necessary accessories like locks, SS brush finished handle, Magnetic catch, Hinges, Screw, hardware etc. grommet holes, all complete, as per architectural detail drawing. Laminate colours as per architect's approval with conveyance and taxes of all materials complete in all respect.	RMT	447.00		-
	7.4	PVC Crash Guard (150MM Ht Crash Guard) Supply and installation of Protect walls with expanded coverage and an angular design with the 150 Wall Guard. The 150 Wall Guard offers continuous protection with industry exclusive inside and outside corners, and minimizes seams with standard 12' lengths. Installation Locate wall guard as indicated on the approved detail drawing for the appropriate substrate, and in compliance with the IPC Installation Instructions. Install wall guard level and plumb at the height indicated on the drawings	RMT	2055.00		-
8		SS Works				
	8.1	12MM SS Profile Supplying & Fixing Stainless steel strip inlays over the wall panelling of size 12mm x 25mm x 2mm thick as per detailes/ drawing. The SS finish shall be as per Architect's approved sample and profile to be finished properly to avoid any sharp edges.	RMT	786.00		-
	8.2	S.S.HANDRAIL WITH GLASS BALUSTADE Providing and fixing in position, tubular stainless steel of 50mm NB size conforming to IS:806-1968 and IS:1161-1979 for the work of handrail of 1000mm high including 40X6mm 2nos in pairs stainless steel flat balustrade fixed onto block / RC sill at every 1200mm centre to centre with 12mm thick toughened acid etched glass with bevelled edges fixed with satin brushed finish stainless steel fixtures, materials and labour complete in all respects. There shall be 75mm thk cover plate for the baluster.	Rm	90		-
						
9		ART WORKS				
	9.1	ART WORKS				
a		Size : 4500 x 3335mm	Nos	2.00		-
						
b		Size : 900 X 1200mm	Nos	89.00		-
						
c		Size : 600 x 600mm	Nos	98.00		-
						
d		Size : 450 x 600mm (Bamboo Frame)	Nos	10.00		-
						
e		Size : 500 x 550mm	Nos	46.00		-
						
f		Size : 500 x 850mm	Nos	65.00		-
						



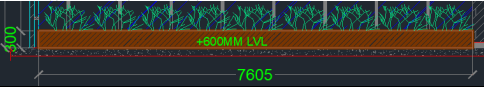







	g	Size : 750 x 750mm	Nos	24.00		-
						
10		Fixed Furniture In-sync with Interior				
	10.1	Reception Tables				
	a	Reception table Size:- 'C' type table 5800 x 750 x Table top 750mm + transaction counter height 1050mm	Nos	1.00		-
		Fabricating and fixing of reception table of size as per details with Table Top formed of approved 6mm mm thk corian as per details. To have transaction counter made of 19mm Ply boxing finished with approved 6mm corian as per details. To have vertical supports formed of 19mm ply boxing finished with approved 6mm corian as per details. Inside surface of the boxing to be finished with laminate. Table to have support stand finished with approved 6mm corian as per details. Front panel of the table to be of 75mm wide 12mm thk ply finished with approved 6mm corian. Rate to include provision for light fixtures. To have facia made of 19mm ply boxing to accommodate the raceways. Rate to include 2 pedestal units finished with 1mm thick approved laminate . Providing drawer pedestals with two drawers of 150mm ht and one drawer of 325 ht as per details. Drawers made of 19mm ply finished with 0.8mm laminate inside & 1mm Laminate and the outer side of approved color, etc., all complete as per detailed drawing.Rate should include necessary hardware like castors, brass hinges, ball catches, fully extendable drawer slides, locks, handles etc., of approved make. Cost to include Borer/anitermite treatment for wood/plywood				
						
	b	Reception table Size:- (2400+4900+1500) x 650 x Table top 750mm + transaction counter height 1050mm	Nos	1.00		-
		Fabricating and fixing of reception table of size as per details with Table Top formed of approved 6mm mm thk corian as per details. To have transaction counter made of 19mm Ply boxing finished with approved 6mm corian as per details. To have vertical supports formed of 19mm ply boxing finished with approved 6mm corian as per details. Inside surface of the boxing to be finished with laminate. Table to have support stand finished with approved 6mm corian as per details. Front panel of the table to be of 75mm wide 12mm thk ply finished with approved 6mm corian. Rate to include provision for light fixtures. To have facia made of 19mm ply boxing to accommodate the raceways. Rate to include 2 pedestal units finished with 1mm thick approved laminate . Providing drawer pedestals with two drawers of 150mm ht and one drawer of 325 ht as per details. Drawers made of 19mm ply finished with 0.8mm laminate inside & 1mm Laminate and the outer side of approved color, etc., all complete as per detailed drawing.Rate should include necessary hardware like castors, brass hinges, ball catches, fully extendable drawer slides, locks, handles etc., of approved make. Cost to include Borer/anitermite treatment for wood/plywood				
	c	Reception table Size:- 'C' type 8600x 750 x Table top 750mm + transaction counter height 1050mm	Nos	1.00		-
		Fabricating and fixing of reception table of size as per details with Table Top formed of approved 6mm mm thk corian as per details. To have transaction counter made of 19mm Ply boxing finished with approved 6mm corian as per details. To have vertical supports formed of 19mm ply boxing finished with approved 6mm corian as per details. Inside surface of the boxing to be finished with laminate. Table to have support stand finished with approved 6mm corian as per details. Front panel of the table to be of 75mm wide 12mm thk ply finished with approved 6mm corian. Rate to include provision for light fixtures. To have facia made of 19mm ply boxing to accommodate the raceways. Rate to include 2 pedestal units finished with 1mm thick approved laminate . Providing drawer pedestals with two drawers of 150mm ht and one drawer of 325 ht as per details. Drawers made of 19mm ply finished with 0.8mm laminate inside & 1mm Laminate and the outer side of approved color, etc., all complete as per detailed drawing.Rate should include necessary hardware like castors, brass hinges, ball catches, fully extendable drawer slides, locks, handles etc., of approved make. Cost to include Borer/anitermite treatment for wood/plywood				
						
	d	Reception table Size:- (7650+7650+5250) x 850 x Table top 750mm	Nos	1.00		-
		Fabricating and fixing of reception table of size as per details with Table Top formed of approved 6mm mm thk corian as per details. To have transaction counter made of 19mm Ply boxing finished with approved 6mm corian as per details. To have vertical supports formed of 19mm ply boxing finished with approved 6mm corian as per details. Inside surface of the boxing to be finished with laminate. Table to have support stand finished with approved 6mm corian as per details. Front panel of the table to be of 75mm wide 12mm thk ply finished with approved 6mm corian. Rate to include provision for light fixtures. To have facia made of 19mm ply boxing to accommodate the raceways. Rate to include 2 pedestal units finished with 1mm thick approved laminate . Providing drawer pedestals with two drawers of 150mm ht and one drawer of 325 ht as per details. Drawers made of 19mm ply finished with 0.8mm laminate inside & 1mm Laminate and the outer side of approved color, etc., all complete as per detailed drawing.Rate should include necessary hardware like castors, brass hinges, ball catches, fully extendable drawer slides, locks, handles etc., of approved make. Cost to include Borer/anitermite treatment for wood/plywood				
						
	e	Reception table Size:- 'L' type (2100+750) x 600 x Table top 750mm + transaction counter height 1050mm	Nos	1.00		-
		Fabricating and fixing of reception table of size as per details with Table Top formed of approved 6mm mm thk corian as per details. To have transaction counter made of 19mm Ply boxing finished with approved 6mm corian as per details. To have vertical supports formed of 19mm ply boxing finished with approved 6mm corian as per details. Inside surface of the boxing to be finished with laminate. Table to have support stand finished with approved 6mm corian as per details. Front panel of the table to be of 75mm wide 12mm thk ply finished with approved 6mm corian. Rate to include provision for light fixtures. To have facia made of 19mm ply boxing to accommodate the raceways. Rate to include 2 pedestal units finished with 1mm thick approved laminate . Providing drawer pedestals with two drawers of 150mm ht and one drawer of 325 ht as per details. Drawers made of 19mm ply finished with 0.8mm laminate inside & 1mm Laminate and the outer side of approved color, etc., all complete as per detailed drawing.Rate should include necessary hardware like castors, brass hinges, ball catches, fully extendable drawer slides, locks, handles etc., of approved make. Cost to include Borer/anitermite treatment for wood/plywood				
						
	10.2	Counters				

a		Coffee counter table Size:- 'Z' type (2195 x 600 x Table top 1200mm)+(3100 x 600 x Table top 1050mm)+(2200 x 600 x Table top 1050mm)	Nos	1.00		-
		Fabricating and fixing of table of size as per details with Table Top formed of approved 6mm mm thk corian as per details. To have transaction counter made of 19mm Ply boxing finished with approved 6mm corian as per details. To have vertical supports formed of 19mm ply boxing finished with approved 6mm corian as per details. Inside surface of the boxing to be finished with laminate. Table to have support stand finished with approved 6mm corian as per details. Front panel of the table to be of 75mm wide 12mm thk ply finished with approved 6mm corian. Rate to include provision for light fixtures. To have facia made of 19mm ply boxing to accommodate the raceways. Rate to include 2 pedestal units finished with 1mm thick approved laminate. Providing drawer pedestals with two drawers of 150mm ht and one drawer of 325 ht as per details. Drawers made of 19mm ply finished with 0.8mm laminate inside & 1mm Laminate and the outer side of approved color, etc., all complete as per detailed drawing. Rate should include necessary hardware like castors, brass hinges, ball catches, fully extendable drawer slides, locks, handles etc., of approved make. Cost to include Borer/anitermite treatment for wood/plywood				
						
b		Bar table Size:- 3950x 900 x Table top 1050mm	Nos	1.00		-
		Fabricating and fixing of table of size as per details with Table Top formed of approved 6mm mm thk corian as per details. To have transaction counter made of 19mm Ply boxing finished with approved 6mm corian as per details. To have vertical supports formed of 19mm ply boxing finished with approved 6mm corian as per details. Inside surface of the boxing to be finished with laminate. Table to have support stand finished with approved 6mm corian as per details. Front panel of the table to be of 75mm wide 12mm thk ply finished with approved 6mm corian. Rate to include provision for light fixtures. To have facia made of 19mm ply boxing to accommodate the raceways. Rate to include 2 pedestal units finished with 1mm thick approved laminate. Providing drawer pedestals with two drawers of 150mm ht and one drawer of 325 ht as per details. Drawers made of 19mm ply finished with 0.8mm laminate inside & 1mm Laminate and the outer side of approved color, etc., all complete as per detailed drawing. Rate should include necessary hardware like castors, brass hinges, ball catches, fully extendable drawer slides, locks, handles etc., of approved make. Cost to include Borer/anitermite treatment for wood/plywood				
						
c		Cash Counter table Size:- 3900 x 600 x Table top 750mm + transaction counter height 1050mm	Nos	1.00		-
		Fabricating and fixing of table of size as per details with Table Top formed of approved 6mm mm thk corian as per details. To have transaction counter made of 19mm Ply boxing finished with approved 6mm corian as per details. To have vertical supports formed of 19mm ply boxing finished with approved 6mm corian as per details. Inside surface of the boxing to be finished with laminate. Table to have support stand finished with approved 6mm corian as per details. Front panel of the table to be of 75mm wide 12mm thk ply finished with approved 6mm corian. Rate to include provision for light fixtures. To have facia made of 19mm ply boxing to accommodate the raceways. Rate to include 2 pedestal units finished with 1mm thick approved laminate. Providing drawer pedestals with two drawers of 150mm ht and one drawer of 325 ht as per details. Drawers made of 19mm ply finished with 0.8mm laminate inside & 1mm Laminate and the outer side of approved color, etc., all complete as per detailed drawing. Rate should include necessary hardware like castors, brass hinges, ball catches, fully extendable drawer slides, locks, handles etc., of approved make. Cost to include Borer/anitermite treatment for wood/plywood				
						
d		Cash Counter table Size:- 2550 x 600 x Table top 750mm + transaction counter height 1050mm	Nos	1.00		-
		Fabricating and fixing of table of size as per details with Table Top formed of approved 6mm mm thk corian as per details. To have transaction counter made of 19mm Ply boxing finished with approved 6mm corian as per details. To have vertical supports formed of 19mm ply boxing finished with approved 6mm corian as per details. Inside surface of the boxing to be finished with laminate. Table to have support stand finished with approved 6mm corian as per details. Front panel of the table to be of 75mm wide 12mm thk ply finished with approved 6mm corian. Rate to include provision for light fixtures. To have facia made of 19mm ply boxing to accommodate the raceways. Rate to include 2 pedestal units finished with 1mm thick approved laminate. Providing drawer pedestals with two drawers of 150mm ht and one drawer of 325 ht as per details. Drawers made of 19mm ply finished with 0.8mm laminate inside & 1mm Laminate and the outer side of approved color, etc., all complete as per detailed drawing. Rate should include necessary hardware like castors, brass hinges, ball catches, fully extendable drawer slides, locks, handles etc., of approved make. Cost to include Borer/anitermite treatment for wood/plywood				
						
e		Corian counter with storage underneath	SqM	5.00		-
		Providing & fixing of 6mm thick Corian counter with 50mm facia and 300mm band on wall formed out of 19mm thk BWP ply and clad with granite with edges as per details. To have storage below counter as per details and to be made of 19mm BWP ply with lipped edges finished with 1mm thk laminate outside and inside to be finished with 0.7mm laminate. Shutters to be post formed laminate. Shutters to be fixed with all necessary accessories like self closing hinges, telescopic soft closing hinges, tower bolts, magnetic catchers, locks, SS handles etc., as directed by architect. Provide adjustable shelves finished with 0.7mm laminate as per details. Also to provide necessary cut outs for fixing of switches, sockets all complete. The cost to include silicon sealant at the edges as per detail. Cost should include Borer / Antitermite treatment for salwood and plywood. Mode of Measurement : Elevation area, high up to Counter top only shall be measured for payment.				








						
	f	Wooden bench - 750mm deep x 450mm high	SqM	8.50		-
		Providing & fabricating of wooden bench, Seating of deep mentioned below x 450mm high having back rest of 600mm all details as per the drawing made of 18mm thk ply with all necessary supports all accessories complete. All exposed surface to be finished with 1mm thk approved laminate. Cushion for wooden seating. Supplying Cushion 100mm thick for wooden bench seating. The Cushion with U-foam and Fabric with ziplock. The U-foam made of 40 kg/cum density and easily removable. The Fabric from Sunbrella. Fabric color as per approval. Mode of Measurement : Only plan area shall be measured for payment.				
	10.3	Tables				
	a	Bar table Size:- 1650x 600 x Table top 1050mm	Nos	2.00		-
		Fabricating and fixing of table of size as per details with Table Top formed of approved 6mm mm thk corian as per details. To have transaction counter made of 19mm Ply boxing finished with approved 6mm corian as per details. To have vertical supports formed of 19mm ply boxing finished with approved 6mm corian as per details. Inside surface of the boxing to be finished with laminate. Table to have support stand finished with approved 6mm corian as per details. Front panel of the table to be of 75mm wide 12mm thk ply finished with approved 6mm corian. Rate to include provision for light fixtures. To have facia made of 19mm ply boxing to accommodate the raceways. Rate to include 2 pedestal units finished with 1mm thick approved laminate . Providing drawer pedestals with two drawers of 150mm ht and one drawer of 325 ht as per details. Drawers made of 19mm ply finished with 0.8mm laminate inside & 1mm Laminate and the outer side of approved color, etc., all complete as per detailed drawing. Rate should include necessary hardware like castors, brass hinges, ball catches, fully extendable drawer slides, locks, handles etc., of approved make. Cost to include Borer/anitermite treatment for wood/plywood				
						
	b	Bar table Size:- 3000x 600 x Table top 1050mm	Nos	1.00		-
		Fabricating and fixing of table of size as per details with Table Top formed of approved 6mm mm thk corian as per details. To have transaction counter made of 19mm Ply boxing finished with approved 6mm corian as per details. To have vertical supports formed of 19mm ply boxing finished with approved 6mm corian as per details. Inside surface of the boxing to be finished with laminate. Table to have support stand finished with approved 6mm corian as per details. Front panel of the table to be of 75mm wide 12mm thk ply finished with approved 6mm corian. Rate to include provision for light fixtures. To have facia made of 19mm ply boxing to accommodate the raceways. Rate to include 2 pedestal units finished with 1mm thick approved laminate . Providing drawer pedestals with two drawers of 150mm ht and one drawer of 325 ht as per details. Drawers made of 19mm ply finished with 0.8mm laminate inside & 1mm Laminate and the outer side of approved color, etc., all complete as per detailed drawing. Rate should include necessary hardware like castors, brass hinges, ball catches, fully extendable drawer slides, locks, handles etc., of approved make. Cost to include Borer/anitermite treatment for wood/plywood				
						
	c	Bar table Size:- 3850x 600 x Table top 1050mm	Nos	1.00		-
		Fabricating and fixing of table of size as per details with Table Top formed of approved 6mm mm thk corian as per details. To have transaction counter made of 19mm Ply boxing finished with approved 6mm corian as per details. To have vertical supports formed of 19mm ply boxing finished with approved 6mm corian as per details. Inside surface of the boxing to be finished with laminate. Table to have support stand finished with approved 6mm corian as per details. Front panel of the table to be of 75mm wide 12mm thk ply finished with approved 6mm corian. Rate to include provision for light fixtures. To have facia made of 19mm ply boxing to accommodate the raceways. Rate to include 2 pedestal units finished with 1mm thick approved laminate . Providing drawer pedestals with two drawers of 150mm ht and one drawer of 325 ht as per details. Drawers made of 19mm ply finished with 0.8mm laminate inside & 1mm Laminate and the outer side of approved color, etc., all complete as per detailed drawing. Rate should include necessary hardware like castors, brass hinges, ball catches, fully extendable drawer slides, locks, handles etc., of approved make. Cost to include Borer/anitermite treatment for wood/plywood				
						
	10.4	Overhead unit	SqM	2.60		-
		Providing and fabricating Over head storage 300mm depth as per details made of 19 mm BWP ply finished with laminate. To have necessary 6mm BWP ply backing as per details. Storage to have necessary shelves formed of 19mm BWP ply finished with 0.7mm laminate. Shutters to be post formed and to be provided with necessary hardwares like spring loaded hinges, tower bolts, SS handles, magnetic catchers and locks etc., of approved make and quality. The unit to be hung on to walls / partitions. All the exposed surfaces to be finished with 1mm thk laminate and inside surfaces to be finished with 0.7mm laminate. Cost to include antitermite treatment / borer treatment for salwood / plywood.				
						
	10.5	Nurse Station Counters				
		Nurse Station				
		Fabricating and fixing of 12mm BWR ply onto framework using 2.5mm thk aluminium box section of size 50mm x 75mm on the existing wall surface by means of approved screws/nails and to be finished with approved 1mm laminate. To have necessary grooves as per details. To be in proper line and level as per architects instructions, all complete.				
		Special Provisions				
		Special note : Provide BWR ply and aluminium box section of size 50x75mm 2.5mm gauge framework at a spacing of 600mm x 600mm as required as per details				
		Contractor to make provision for all electrical/networking boxes and to provide 30mm dia cut-outs as required. Electrical/Network boxes /other services to be provided at desired height and location as indicated in the drawing.				









		All exposed edges / corners/ grooves to have proprietary corner / edge bead sections/channels as per Architect's instructions				
a		Type A: Nurse Station for all area (except below Type B & C)	SqM	167.00		-
b		Type B: Table Size:- 'L' type (4100+1625) x 600 x Table top 750mm + transaction counter height 1050mm	Nos	2.00		-
		Fabricating and fixing of reception table of size as per details with Table Top formed of approved 6mm mm thk corian as per details. To have transaction counter made of 19mm Ply boxing finished with approved 6mm corian as per details. To have vertical supports formed of 19mm ply boxing finished with approved 6mm corian as per details. Inside surface of the boxing to be finished with laminate. Table to have support stand finished with approved 6mm corian as per details. Front panel of the table to be of 75mm wide 12mm thk ply finished with approved 6mm corian. Rate to include provision for light fixtures. To have facia made of 19mm ply boxing to accommodate the raceways. Rate to include 2 pedestal units finished with 1mm thick approved laminate & wallpaper. Providing drawer pedestals with two drawers of 150mm ht and one drawer of 325 ht as per details. Drawers made of 19mm ply finished with 0.8mm laminate inside & 1mm Laminate and the outer side of approved color, etc., all complete as per detailed drawing. Rate should include necessary hardware like castors, brass hinges, ball catches, fully extendable drawer slides, locks, handles etc., of approved make. Cost to include Borer/antermite treatment for wood/plywood				
		 				
c		Type- C: Table Size:- 4375 x 600 x Table top 750mm + transaction counter height 1050mm	Nos	2.00		-
		Fabricating and fixing of reception table of size as per details with Table Top formed of approved 6mm mm thk corian as per details. To have transaction counter made of 19mm Ply boxing finished with approved 6mm corian as per details. To have vertical supports formed of 19mm ply boxing finished with approved 6mm corian as per details. Inside surface of the boxing to be finished with laminate. Table to have support stand finished with approved 6mm corian as per details. Front panel of the table to be of 75mm wide 12mm thk ply finished with approved 6mm corian. Rate to include provision for light fixtures. To have facia made of 19mm ply boxing to accommodate the raceways. Rate to include 2 pedestal units finished with 1mm thick approved laminate. Providing drawer pedestals with two drawers of 150mm ht and one drawer of 325 ht as per details. Drawers made of 19mm ply finished with 0.8mm laminate inside & 1mm Laminate and the outer side of approved color, etc., all complete as per detailed drawing. Rate should include necessary hardware like castors, brass hinges, ball catches, fully extendable drawer slides, locks, handles etc., of approved make. Cost to include Borer/antermite treatment for wood/plywood				
						
10.6		Laminate counter with storage underneath - 900mm high	Nos	10.00		-
		Providing & fixing Full height storages depth of 450mm (depth), 2100mm (height) and 1200mm (Wide) all as per architectural detail drawings, with carcass to be of 22mm thk commercial ply and shutters of 19thk commercial ply finished with Laminate inside & outside with factory fit edge banding. Storage to have necessary shelves formed of 19mm ply finished with 0.8mm laminate. Shutters to be postformed. Shutters to be provided with necessary hardware like spring loaded hinges, tower bolts, SS handles, magnetic catchers and locks etc., of approved make and quality. Rate to be inclusive of all necessary hardware -box hinge - (0mm cranking Model:316.31.500), 9.5mm cranking (Model:316.31.501), locksets, spring loaded shutter latch inside, all cabinet hardware to be of make: Hettich.				
		 				
10.7		Full Height storage	SqM	5.00		-
		Providing and fabricating Full height storage as per details made of 19mm ply finished with laminate. To have necessary ply backing as per details. Storage to have necessary shelves formed of 19mm ply finished with laminate. Shutters made up of ply finish with laminate. Shutters to be provided with necessary hardware like hinges, tower bolts, SS handles, magnetic catchers and locks etc., of approved make and quality. Shutters to be post formed. The unit to be hung on to walls / partitions. All the exposed surfaces to be finished with laminate of approved shade and inside surfaces to be finished with 0.8mm laminate. Cost should include Borer / Antitermite treatment for salwood and plywood.				
10.8		Work counter with Overhead Storage (RADIO DIAGNOSTICS CONTROL CENTRE / CONSOLE-MRI, CT Scan and X-Ray)				
		Providing & fixing Work counter of 3200mm length x 750mm wide x 800mm height all as per architectural detail drawings, with carcass to be of 22mm thk commercial ply and shutters of 25thk commercial ply finished with approved Laminate by Architect inside & outside with factory fit edge banding. With Overhead Storage of 450mm width & 800mm height as per detailed drawings with necessary shelves formed of 19mm ply finished with 0.8mm laminate. Shutters to be post formed. Shutters to be provided with necessary hardware like spring loaded hinges, tower bolts, SS handles, magnetic catchers and locks etc., of approved make and quality. Rate to be inclusive of all necessary hardware -box hinge - (0mm cranking Model:316.31.500), 9.5mm cranking (Model:316.31.501), locksets, spring loaded shutter latch inside, all cabinet hardware to be of make: Hettich.				
		 	Nos	3.00		-
11		MISCELLANEOUS WORKS				
11.1		Pinupboard/ Softboard panelling	Nos	112.00		-
		Providing and fixing softboard panelling made of 12mm ply clad with 12mm thick Sitatex board / equivalent and finished with approved fabric. Basic cost of fabric @ Rs.150/- Meter. Edges to have angles over which fabric to be taken. Rate to include necessary boxing as per details.				
11.2		Aluminium suspended Curtain Tracks	RM	1041.00		-
		Supply & Fixing of Suspended aluminium Tracks of specified make and finish as per drawing, from true ceiling with necessary rods support and including finishing of respective grid/metal/gypsum ceiling all complete.				
11.3		Aluminium ceiling recessed curtain tracks	RM	268.00		-
		Supply & Fixing of ceiling recessed aluminium track of specified make and finish as per drawing, with necessary support from true ceiling and including finishing of respective grid/metal/gypsum ceiling all complete.				



	11.4	Cabinet (Under wash basin)	Nos	70.00		-
		Providing & fixing of 6mm thick Corian counter with 50mm facia and 300mm band on wall formed out of 19mm thk BWP ply as per details. To have storage below counter as per details and to be made of 19mm BWP ply with lipped edges finished with 1mm thk laminate outside and inside to be finished with 0.8mm laminate. Shutters to be post formed laminate. Shutters to be fixed with all necessary accessories like self closing hinges, magnetic catchers, SS handles etc., as directed by architect. Provide adjustable shelves finished with 0.7mm laminate as per details. The cost to include sillcon sealant at the edges as per detail. Cost should include Borer / Antitermite treatment for salwood and plywood.				
						
	11.5	Laminate counter with storage underneath - 900mm high	SqM	36.00		-
		Providing & fixing of 600mm deep storage with counter top, bottom, intermediates, shutters formed of 19mm ply finished with laminate of approved shade as per architects approval. Shutters to be post formed and to be fixed with all necessary accessories like spring loaded box hinges, tower bolts, locks (multi-purpose). Brushed SS handle, ball catches all complete., as directed by Architect / PM. Provide adjustable shelf made of 19mm ply finished with 0.8mm laminate. To have 150mm high laminate band & 100mm high laminate skirting of approved shade. To have 9mm ply backing finished with laminate of approved color as per details. Cost should include Borer and Antitermite treatment for block board and plywood. All the inside surfaces of the unit to be finished with 0.8mm laminate and exposed surface to be finished with 1mm laminate. Cost to include cutouts for switches, sockets and data points wherever required and the surface to be finished accordingly. Counter to be provided with necessary wire manager and cost should include cutouts for wire manager in the counter.				
						
	11.6	Colour Frost film				
		A) Supply & Application of Frost/Privacy Film for Glass Partitions (The successful vendor should submit 10 years Warranty certificate to the clients. Product to be certified by Manufacturer's Representative) (Reception)	SqM	78.00		-
		B) Supply & Application of Frost/ Privacy Film for Glass Partitions (The successful vendor should submit 10 years Warranty certificate to the clients. Product to be certified by Manufacturer's Representative) (ICU)	SqM	180.00		-
	11.7	White board	Nos	147.00		-
		Providing and fixing White board (writing boards) of size 1000mm x 750mm at Nurses stations, fixed onto the walls with necessary screws and fittings all inclusive. Rate to include necessary boxing as per details.				
	11.8	Mesh top Anti-Microbial Fabric Curtains	SqM	2856.00		-
		Supply and Fixing of Curtains of Specified Quality and make, onto Tracks, all complete.				
	11.9	Roller Blinds	SqM	502.00		-
		>Providing & fixing Roller blinds confirming to specifications, including spring mechanism >The Drive units - Shall be of moulded plastic with rectangular support pin and inserted into the tube end. It shall be driven by a ball chain pulley with ball chain and can be positioned at right hand or left hand side of the shade. The shade when lowering or raising, shall be automatically locked in position upon release of the ball chain by means of built in friction lock. >End Plug- Shall be moulded of plastic with allocation pin. The plug shall be inserted into tube end. (Opposite to drive unit) >Support Brackets- Shall be of zinc plated steel & provided with moulded plastic covers and used in right hand or left hand positions differentiated by the acceptance of the rectangular drive unit support or the round idler plug pin. >Bottom Rails- Shall be stiffening element inserted into abottom rod pocket. The material may be timber, PVC covered steel tube or VB bottom rail. >Ball Chain - Shall be 2mm diameter cord with 4.5mm diameter acetal balls moulded co-axially to it on 6mm pitch to form a endless ball chain. It is used for raising or lowering action of the shades. >Fabric 1) Basic material -100% antimicrobial - polyester - translucent 2) fabric weight -170g/sqm 3) Thickness -4mm 5) Finishing -Double side vinyl acetate, pigment coated >Light Fitness -Confirming to DIN54004/DIN EN ISO 105-B02>/5-6 >Shrinkage % ge-Confirming DIN 53892 B2 <0.5% > 1% Perforation factor - (Code- Solaric Fabric Panel-1%-Sol Series-001)				
	11.10	Pelmet - Size (150mmX150mm)	RMT	ORO		-
		Providing and fixing of pelmet made of 19mm commercial ply finished with laminate of approved shade as per details and Architect's instructions. Pelmet to be fixed to the true ceiling/closest structural support with aluminium supports as per directions. Rate to include necessary cutouts to accommodate AC grills, Electrical cutouts as per details. To have necessary grooves and to be fixed with necessary sealant as per architects instructions. Pelmet to accommodate blinds as per details. Neat joint to be achieved between the Gyp ceiling and the Pelmet.				
	11.11	TRAP DOOR:	Nos	26.00		-
		Providing & fixing Saint Gobain / equivalent Concealed type trap-doors of size as required with PROPRIETARY frame around the same as per details in ceiling as per manufacturer's specifications; finished with paint as directed Gi powder coated. (Sizes 550mmx550mm-minimum , 600mm X1200mm)				
	11.12	TV Ledge (Single & Twin Room)	Nos	26.00		-
		Fabricating and Fixing of 200mm Depth, 1100mm length, MR Ply ledge with 1mm Laminate finish fixed on to wall with necessary screws.				
						
	11.13	Display Boards / LED TV Supports: (Reception / Waiting Areas / Wards / Single Rooms)	Nos	ORO		-
		Providing & fixing MS SUPPORTS in 50mm X 50mm MS angle with base plate & anchor bolts for digital internal display board finished with approved paint to for specific Model of LED as per architect's specification, all complete.				
	11.14	Transition Profile:	RMT	ORO		-
		Providing and fixing Matt anodised Aluminium Transition profile for carpet / vinyl / epoxy to any other flooring : 3mm thk. 20mm high, of approved make. Location :- At Junctions of Different types Flooring				
	11.15	Floor Mat	SqM	ORO		-
		Providing & laying floor mat make 3M: model: second stage , Nomad 7150 colour: Grey basic rate 4520/-				
	11.16	Mirror - Consultation Room	Nos	44.00		-
		Providing and fixing 6mm mirror with 12mmply backing of size 600mm x 1200mm of approved make, fixed with screws as per details, all complete.				
	11.17	Mirror - Delux, Suite, Living, Single and Twin Room Toilets	Nos	ORO		-
		Providing and fixing 6mm mirror with 12mmply backing of size 600mm x 1200mm of approved make, fixed with screws as per details, all complete.				
12		Signage				
	12.1	A) Elevator Identification holder's signs: Supply & Installation Photo luminescent self-glow signage made of 5mm thk clear acrylic of size 12" x 8" . Signage to be fixed with Double side 3M tape/hanged with ceiling with necessary fixtures (Note : P for passenger and S for service lift)	Nos	36.00		-



						
	12.2	B) Reception SS Logo + Lettering fixed on wall / paneling: Approx. 60 Letters Note: Text shown in the concept view is indicative only. Final Text and letters as per the client approval.	Nos	60.00		-
						
13		Planter box: (excluding potted plants) Supply and made of BWR ply with 1mm laminate finish outside and 0.8mm inside, design as per architects detail drawings, to place potted plants of height of about - 1050mm to 750mm, Pebbles- cost inclusive of pebbels of approved colour - Grey, white, black. Sizes varlying from 25mm to 50mm. Basic cost 25 kg bags - 2500.				
	13.1	1520mm (L) x 600mm (W) x 300mm (H) 	Nos	10.00		-
	13.2	450mm (L) x 450mm (W) x 450mm (H) 	Nos	38.00		-
	13.3	850mm (L) x 600mm (W) x 750mm (H) 	Nos	1.00		-
	13.4	600mm Dia x 750mm (H) 	Nos	2.00		-
	13.5	600mm Dia x 450mm (H) 	Nos	4.00		-
	13.6	750mm Dia x 450mm (H) 	Nos	6.00		-
	13.7	Rectangular Fibre Glass Planter Box of size 900mm (L) x 450mm (W) x 450mm (H), shade and design as per client's approval. 	Nos	4		-
14		Lights				
	14.1	Type- A (Lift Lobby) 7 x 2 recess mounted luminaire with LED (Light Emitting Diode) 80W, 240V, white powder coated housing & frame in CRCA sheet,high efficiency transluence diffuser & Dali dimmable driver equivalent.	Nos	36.00		-
						
	14.2	Type- B (Main Entry Lobby, Visitor's Cafeteria) 15W LED, 6000K circular recess mounted down light fixture, die cast aluminium housing, black powder coated finish & electronic driver equivalent	Nos	172.00		-








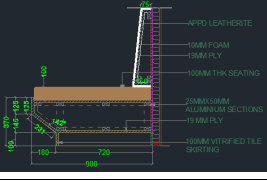
							
							
	14.3	Type- C (V.Dining, S.Dining Waiting area) Flexible LED strip light - 15W per mtr LED , 5m spool along with driver equivalent		Nos	12.00		-
							
	14.4	Type- D (OT and Emergency Entrance Lobby) 21W LED suspended linear channel light fixture of 1200mm with electronic driver equivalent to Wipro Axeon Model Suspended - 20 W- Downlight-1200 mm (L)x 52 mm (W) X 85 mm (H)		Nos	102.00		-
							
	14.5	Type- E (Emergency waiting, Visitor dining, SICU Unit, Corridor, Main Entrance Lobby, staff dining & Waiting area) 42W LED suspended linear channel light fixture of 2400mm with electronic driver equivalent to Wipro Axeon Model Suspended - 40 W- Downlight-2400 mm (L)x 52 mm (W) X 85 mm (H)		Nos	53.00		-
							
	14.6	Type- F (Coffee Shop, Visitor dining, Main Entrance Lobby, Waiting area, Corridor) 18W Decorative Light Fixture with lamps & electronic driver in waiting area		Nos	104.00		-
							
	14.7	Type- G (Coffee Shop) 900mm dia Decorative Light Fixture with lamps & electronic driver in waiting area		Nos	6.00		-
							
	14.8	Type- H (Main Entrance Lobby, Atrium -OPD Waiting) Hanging decorative Light Fixture with lamps & electronic driver in lobby (set)		Nos	2.00		-
							
Total For Part A							-
PART B							
1.00		LOOSE SEATS					
	1.01	C1 Stainless Steel Tandem Chairs (Reception / Radiotherapy / OPD Waiting / Emergency) -Steel Chair with PU Seat in shade as approved by Architect. Note : Total Seating capacity to be matched as per Furniture layout by Interior Contractor. Necessary Furniture layouts to be prepared by Interior Contractor. Make - Featherlite Model: Sleek Cushion Tandem SJ-820A-2 & 3 Seater or matching equivalent from Godrej / Durian / StyleSpa / Herman Miller / Wipro / Steelcase					
		C1A A) 2S	Nos	32			-
		C1B B) 3S	Nos	44			-
		C1C C) 4S	Nos	37			-
		C1D D) 5S	Nos	58			-
		C2 A Lounge Chair - 1S	Nos	4			-






							
1.02	C4	Loose Chair - 1 (Reception/ Emergency/ Waiting Attn.) The single-lock synchro tilt mechanism creates a smooth and balanced feel in the upright and reclined position. Push/Pull the lever in/out to lock/unlock reclining at the upright position. Make : Featherlite - Model : Contact - High Back or matching equivalent from Godrej / Durian / StyleSpa					
				NOs	55		-
1.03	C5	Loose Chair - 2 (Nurse's Station Chairs / OPD and IPD Lounge Help Desk Chairs/ ICU Chairs / Chemo Chairs) Centre Tilt Mechanism, Push/Pull the lever in/out to lock/unlock reclining at the upright position. Make : Featherlite - Model : Smartmesh Midback or matching equivalent from Godrej / Durian / StyleSpa					
				NOs	220		-
1.04	C6	Loose Chair - 3 (Consultation Visitor) Wooden Chair W/ Leatherite Seat Finish. Make Featherlite - Model : Chrome SO203 Visitor Leatherette or matching equivalent from Godrej / Featherlite / Durian / StyleSpa / Herman Miller / Wipro / Steelcase. Colour as per client's approval					
			 <small>SO203 Visitor (Leatherette)</small>	NOs	158		-
1.05	C7	Loose Chair - 4 (Consultation Doctor chair) Self Calibrating Mechanism- This mechanism adapts to your weight to offer the optimum resistance without needing manual adjustment. Multilock Synchro Mechanism. A superior multilock synchro tilt creates a smooth and balanced feel as you move from one position to the next. Push the left-side lever forward/backward to unlock/lock reclining at multiple positions. Adjustable Lumbar Support - The lumbar support promotes a healthy back posture. Allows for optimal lumbar support position for good back support and blood circulation. Move the lumbar support up/down to find your comfort position. Make: Featherlite - Model : Chrome SO201-HB Leatherette (High back) or matching equivalent from Godrej / Durian / StyleSpa / Herman Miller / Wipro / Steelcase (Colour as per client's approval)					
			 <small>Chrome SO201-HB Leatherette</small>	NOs	103		-
1.06	C13	Cafeteria Chair - 3 (Dual Colour) (Visitor Café) Make: Featherlite - Model : Crest / Spirit - of any Approved shade or equivalent.					
			 	NOs	287		-
1.07		Chair for Single, Twin Sharing Room, Deluxe, Suite Make: Featherlite - Model : Spirit / Sand of approved shade or matching equivalent from Godrej / Durian / StyleSpa / Herman Miller / Wipro / Steelcase					


			Nos	52		-
	1.08	Chairs for ICU Make : Featherlite - Model : Costa 4 Legs of approved shade or matching equivalent from Godrej / Durian / StyleSpa.				
		 	Nos	20		-
	1.09	Chairs for Waiting Lobby Featherlite - Model : Regina / Valencia or matching equivalent from Godrej / Durian / StyleSpa / Herman Miller / Wipro / Steelcase				
		 	Nos	4		-
	1.10	Rolling Stools for Consultation Room	Nos	ORO		-
	1.11	Rolling Stools for OT				
			Nos	7		-
2.00		CENTRE TABLE				
	2.01	Center Table - 450x900MM				
		Center table of size 900mm(W)x 450mm(D) x400mm(H) with Table top box-up of thickness 50mm made of necessary 12mm Plywood backing finished with 1mm Laminate of approved make and shade. Bottom of table top shall be finished with Laminate of approved shade. Table top shall be fixed onto SS 304 Brush finished 25mm square tube framing of 1.5mm thk. as per detailed drawing. Shall include all necessary bush, hardware etc. all complete for the supply of finished product.				
			Nos	5		-
	2.02	Atrium Area (OPD Waiting)- Center Table - 450x450MM Acrylic Solid surface (approved shade) center table of thickness 50mm and size 450x450mm with necessary 12mm Plywood backing and fixed onto SS 304 Brush finished 25mm square tube framing of 1.5mm thk. Shall include all necessary bush, hardwares, glue infill of matching colour as per Acrylic solid surface manufacturer				
			Nos	4		-
3.00		SOFA				
	3.01	Supply & installation of Single seat Sofa Make - Featherlite - Model : Indulge- S-906 E (Leatherette) 1 Seater: 770 (W) x 710 (D) X 780 (H) or matching equivalent from Godrej / Durian / StyleSpa / Herman Miller / Wipro / Steelcase				

			Nos	12		-
	3.02	Supply & installation of Two seat Sofa Make : Featherlite - Model : Indulge: S-906 E (Leatherette) 2 Seater: 770 (W) x 710 (D) X 780 (H) or matching equivalent from Godrej / Durian / StyleSpa / Herman Miller / Wipro / Steelcase				
			Nos	4		-
			Nos	8		-
	3.03	Supply & installation of Three seat Sofa Make : Featherlite - Model : Indulge: S-906 E (Leatherette) 3 Seater: 1800 (W) x 710 (D) X 780 (H) or matching equivalent from Godrej / Durian / StyleSpa / Herman Miller / Wipro / Steelcase				
			Nos	8		-
4.00		Storage				
	4.01	Over head Storage (All Areas)				
		Providing and fixing overhead Storage Units 450mm Deep 600mm high of Length as per detailed drawings with carcass and shutters made out of 18 mm thk MR Ply. Shutters to be finished with 1mm thick approved laminate outside and 0.8mm laminate on the inside with 2mm edge banding. Hardware- Lock sets, self-closing hinges, spring loaded shutter latch inside, all cabinet hardware to be of make: Hettich /Ebco.	RM	334		-
5.00		TABLES				
	5.01	T5 Consultation Table The worktop is made of 25mm thick prelaminated particle board with 2mm thick PVC Lipping on the edges. The worktop is supported on loop shape Metal Legs 50mm x50mm powder coated understructure with laminate panel. Side Storage body is a combination of 3 drawer pedestal unit and a hinged door unit and is s made of 18mm thick pre laminated partical Board conforming to IS:12823 and is hinged door unit . The back of the unit is made from 18mm prelaminated board. All the exposed edges are with 2mm PVC egde approved make banding and sealed edges are with 0.8mm thick PVC approved make edge banding. The top side and hinged shutters are sealed with 2mm thick PVC edge banding. Back the unit are assembled by knock down fitting such as Minifix and Dowels. All the hardware and Hinges are from Hettich/Ebco.Warranty 5 years.				
						
		Table - 1500x750MM, Side - 900x450MM	Nos	142		-
		Table Top -Prelam PVC lipping				
		Understructure : Aluminium				
		RaceWay - below Table				
		Accessories : Mobile Pedestal - 1 No (2 draws ans 1 openable shutter) & Side Storages with shelves with 2 openable shutters, all complete.				
	5.02	T2 Workstation L Shape				

		<p>Curvilinear Workstation 1500 L x 600 W x 1200 L x 600 W x 1200mm Height (Table Top Ht. 750mm with overall Ht. 1200mm including partition) with pedestal unit Frame is 50 mm thick and made of Aluminium Extrusions of 1.2 mm to 1.5mm thickness. The System is complete hollow system with space for wire reticulation. All the frames will be duly power coated. All the frames are fastened together by means of M6 NUTS & BOLTS. All the frames are fitted with M10 leveling bolts, board, Race way -The race way cover are sliding type and are integrally fitting inside frame and are made out of 0.8mm-1mm thick CRCA steel & powder coated. The electrical raceway can be provided below worktop or above worktop. The partition has two integrated raceway provided one at skirting level and another at the work surface level thus ensuring separation of power and networking cables. The free space available within raceway accommodates power, data and communication cables. The cable can be taken into the frame from the floor from the bottom. Tiles : Fabric Tile: constructed out of 5mm thick Medium Density Fiber Board(MDF) and covered with Fabric of choice. Laminate Tile: constructed out of 0.8 mm CRCA sheet and laminated Medium Density Fibre Board(MDF) Bottom Row of steel Tile: Made out of 5mm-8mm thick thick pre-laminated Medium Density Fiber Board (MDF) Bottom Row of steel Tile : Constructed finished in epoxy powder coating. Can be given with plain /perforations/embossed finishes Magnetic tile: Constructed out of 0.8mm Galvanized sheet and covered with fabric of choice.. Whiteboard marker tile: Made out of 4mm MDF with 1mm glossy highly wear resistant face laminate-Total thickness is 5mm. Table tops are of 25mm thk pre-laminated particle boards conforming to IS:12823 Interior Grade. All Worktops to have Metal Insets for fixing screws. Specially designed powder coated M.S brackets having 2mm thickness fixed to the partition frame support the tabletops. Sealed edge in table tops are with 2mm thick PVC edge banding on working side and 0.8mm thick edge banding on non working side. Legs are made of powder coated steel 50mmx50mm section. Cross Member are in CRCA steel and the Beam is made of MS of 1.5mm thicknees in powder coated finish of 50 microns thicknees -Each workstation has 3D rawer pedestal unit of size 400mm L x 450mm D x 680 mm made up of 18mm thk prelam particle board conforming to IS:12823 Interior Grade with 3 Drawer (2 Drawer + 1 Filling) with roller side mechanism for 2 Drawers and Ball bearing slide for 1 Filling unit. Warranty 10 years.</p> <p>M/s Featherlite Model: Collaborate - L Shaped Laminate Finish - GREENLAM LAMINATES - 776 Java Teak Paint shade: RAL 9016 Traffic White or matching equivalent from Godrej / Featherlite / Durian / StyleSpa / Herman Miller / Wipro / Steelcase / HNI India. Interior Contractor must prepare detailed shop drawings for Furniture layout in scale deatilling out the Workstation arrangement as per Vendor details.</p>	NOs	37		
						
5.03	T9	<p>Workstation 2</p> <p>Curvilinear Workstation 2000 L x 750 W x 1200mm Height (Table Top Ht. 750mm with overall Ht. 1200mm including partition) with pedestal unit Frame is 50 mm thick and made of Aluminium Extrusions of 1.2 mm to 1.5mm thickness. The System is complete hollow system with space for wire reticulation. All the frames will be duly power coated. All the frames are fastened together by means of M6 NUTS & BOLTS. All the frames are fitted with M10 levelling bolts, board. Race way -The race way cover is sliding type and are integrally fitting inside frame and are made from 0.8mm-1mm thick CRCA steel & powder coated. The electrical raceway can be provided below worktop or above worktop. The partition has two Integrated raceways provided one at skirting level and another at the work surface level thus ensuring separation of power and networking cables. The free space available within raceway accommodates power, data and communication cables. The cable can be taken into the frame from the floor from the bottom. Tiles: Fabric Tile: constructed out of 5mm thick Medium Density Fiber Board (MDF) and covered with Fabric of choice. Laminate Tile: constructed out of 0.8 mm CRCA sheet and laminated Medium Density Fibre Board (MDF) Bottom Row of steel Tile: Made from 5mm-8mm thick pre-laminated Medium Density Fiber Board (MDF) Bottom Row of steel Tile: Constructed finished in epoxy powder coating. Can be given with plain /perforations/embossed finishes Magnetic tile: Constructed out of 0.8mm Galvanized sheet and covered with fabric of choice. Whiteboard marker tile: Made from 4mm MDF with 1mm glossy highly wear resistant face laminate-Total thickness is 5mm. Tabletops are of 25mm thick pre-laminated particle boards conforming to IS:12823 Interior Grade. All Worktops to have Metal Insets for fixing screws. Specially designed powder coated M.S brackets having 2mm thickness fixed to the partition frame support the tabletops. Sealed edge in tabletops are with 2mm thick PVC edge banding on working side and 0.8mm thick edge banding on non-working side. Legs are made of powder coated steel 50mmx50mm section. Cross Member are in CRCA steel and the Beam is made of MS of 1.5mm thickness in powder coated finish of 50 microns thickness -Each workstation has 3D rawer pedestal unit of size 400mm L x 450mm D x 680 mm made up of 18mm thick pre-lam particle board conforming to IS:12823 Interior Grade with 3 Drawer (2 Drawer + 1 Filling) with roller side mechanism for 2 Drawers and Ball bearing slide for 1 Filling unit. Warranty 10 years.</p> <p>Make: Featherlite, Model: Collaborate.</p> <p>Laminate Finish - GREENLAM LAMINATES - 776 Java Teak Paint shade: RAL 9016 Traffic White or similar from Godrej. Interior Contractor must prepare detailed shop drawings for Furniture layout in scale deatilling out the Workstation arrangement as per Vendor details Furniture makes : Godrej / Featherlite / Durian / StyleSpa / Herman Miller / Wipro / Steelcase / HNI India /Equivalent</p>	NOs	4		
						
5.04	T6	<p>RETURN TABLE</p> <p>Make : M/s Featherlite Model: Float Cabin Laminate Finish - GREENLAM LAMINATES - 776 Java Teak or equivalent from Godrej / Durian / StyleSpa.</p>				
			NOs	43		
5.05	T3	<p>Conference table</p> <p>10-Seater</p> <p>Providing and placing Meeting Room table 10 Seater in "U" Shape in "Trent" Table Tops- Available in standard modules 1500mm Lx 750mm D, made of 25mm thick post-formed particle Board with waterfall top edges finished in post-laminated finish for better aesthetics and long lasting use. Under structure - Legs made of 18mm thick standard Black colour pre-laminated particle Board panels interconnected with 18mm thick standard Black matt colour pre- Laminated modesty panels with height adjustable levels to take care of uneven floors. Wire management-concealed wire management to take care of basic wiring requirements both horizontally and vertically. Cable Tray is mounted on the inner side of modesty panel for horizontal wire carrying. Vertical wire management is through flexible vertical wire manager. Slots for Mounting data and Electric Switches and Sockets are provided on cover section of Cable Tray. Standard tabletop height- 750mm. Designed for Flexibility through modular Construction, Post-formed curvica Finish Tops for Elegant and classic Looks. Provision for easy wire management, radeable/reconfigurable for future needs. Corners are provided in Black paint MDF Surface in 25mm thickness. Corners are supported on 63.5mm painted Metal pole with Leveller for Height Adjustment. Warranty 5 years.</p>	NOs	2		

							
	5.06	T7	Conference table Standard 8 seater sizes to be followed. Interior Contractor to prepare detailed Furniture layout drawings as per Interior planning. Approved makes : Godrej / Featherlite / Durian / StyleSpa / Herman Miller		3		-
	5.07	T8	Cafeteria Table Providing and supplying 20-25mm thick ISOTOP tables with table top fixed onto SS (brush finished) square tubes min. 50 x 50mm understructure with necessary bush and accessories etc. All complete. Make Featherlite Model - Café chrome ISOTOP or Similar equivalent from Godrej / Featherlite / Durian / StyleSpa				
							
		T8A	A) 4S	Nos	25		-
	5.08	T10	SIDE TABLE- waiting lobby Providing and fixing of Table having dimension 500mm L x 500mm W x 400mm Ht of approved make made of 18mm thick prelaminated particle board. The top is 10mm thick Glass supported on 4 nos, SS Studs with verticals also made of 18mm particle board. The table has a shelf of 450mm L x 450mm W under the main top. All edges are sealed with 2mm thick PVC Lipping. The above furniture should be as per specification and sample approved by client. Warranty 5 years.	Nos	4		-
							
	5.09		Supplying at site the CAFETERIA tables or equivalent of size mentioned below. The table top is made up with Iso top. Tables corner should be have rounded corners on all the four sides for safety. Under structure will be of SS base and foldable etc., all complete.	Nos	5		-
							
	5.10	T14 A	4 SEATER CAFÉ TABLE (FOLDABLE - 1500X750X750)	NOS	2		-
	5.11	T14 B	6 SEATER CAFÉ TABLE (FOLDABLE - 1950X750X750) -	NOS	1		-
	5.12	T14 C	6 SEATER CAFÉ TABLE (FOLDABLE - 1800X800X750)	NOS	28		-
	5.13	T14 D	4 SEATER CAFÉ TABLE (FOLDABLE - 1200X800X750)	NOS	22		-
	5.14	BS	Bar Stool (Type - 1) Colour / Shade as per client's approval. Make: Featherlite - Model : Zella Stool 4 / Leaf Bar stool or equivalent from Godrej / Durian / Style spa.	NOS	29		-
			 				
6.00			Sofa Bed (Single Room)				
	6.01		Day Bed with MS Framework and Legs in Powder Coated Finish and Bed base made in ply, foam and leatherette (Colour as per architect's selection). 100mm thick foam (should be HR & FR rated) having ILD 41, all complete as per architect's drawing. Make - Amber Furniture or equivalent.	NOS	10		-
							
	6.02		Sofa 8.550 Meter long (Coffee shop- within Portal as per conceptual view) Foam of density approx. 28 kg/cu.m shall be provided for the seating with Client approved Leatherette finish.	NOS	1		-
							
7.00			STORAGE				
	7.01	S1	Lockers				

			<p>Providing and supplying steel single Tower Locker Cabinets of approved make & model with in-built Locks having dimension of 1800mm H x 460mm D x 390mm W made of 0.8mm thick CRCA sheet duly powder coated to thickness of 40-60 micron. Each vertical unit has SIX Nos Locker unit. Each unit has independent door with concealed hinges and 7 lever cam lock and label holder the product has leveler for good ground support. All the components are finished 40 to 50 microns thick epoxy polyester powder coating oven baked at 180 to 200 deg.C. The above furniture should be as per specification and sample approved by client.</p> <p>Make: Featherlite Model : C/G - LS60-1, Locker Single column - 6 door starter + add on units with lock & key / Padlock provision or equivalent from Godrej / Durian / StyleSpa / Herman Miller / Wipro / Steelcase.</p> <p>Note: Detail layout drawing to be prepared by Interior Contractor as part of Furniture layouts.</p>	NOS	97		-
							
	7.02	S3	Full height storage				
			<p>Providing and placing prelaminated particle board storage of size 900mm (L) x 450mm(W) x 2100mm (ht) with 2 eq. openable doors. Prelaminated ply board of 19mm thick as a storage unit on both sides, top & bottom panel with 25mm thk. pre laminated ply board as intermediate shelves of 6 Nos at Equal Distance with necessary support to hold the shelf and with openable dual shutter with 19mm thk prelaminated ply board with necessary hardware like Lock, Handle, Towerbolt etc. All the exposed edges are with 2mm PVC edge approved make banding and sealed edges are with 0.8mm thick PVC approved make edge banding. The top side and hinged shutters are sealed with 2mm thick PVC edge banding. The unit are assembled by kaack down fittings such as Minifix and Dowels. All the hardware and hinges are from Hettich/Ebco. Storage has Brushed SS finish handles and lock. Warranty 5 years.</p>	NOS	110		-
							
	7.03	S4	Low height storage				
			<p>Providing and placing prelaminated particle board storage of size 900mm (L) x 450mm(W) x 1660mm (ht) with openable doors, made up of 18mm thick prelaminated particle board with PVC edge banding and locking arrangement. Storage body is made of 18mm thick pre laminated particle board conforming to IS:12823 Interior Grade. The back of the unit made from 18mm prelaminated board. All the exposed edges are with 2mm PVC edge approved make banding and sealed edges are with 0.8mm thick PVC approved make edge banding. The top side and hinged shutters are sealed with 2mm thick PVC edge banding. The unit are assembled by kaack down fittings such as Minifix and Dowels. All the hardware and hinges are from Hettich/Ebco. Storage has Brushed SS finish handles and lock. Warranty 5 years.</p>	NOS	62		-
							
	7.04	S9	STEEL RACKS M.S. SLOTTED ANGLE RACK OF SIZE 1800 X 500 X 2100				
			<p>Providing and supplying M.S Slotted angle racks of size 1800mm x 500mm x 2100mm (HT) of approved make, with powder coated finished (50 microns thickness) MS slotted angle framework of necessary sections. 5nos. of racks shall be made out of CRCA sheets with necessary frames and with powder coated finish (50 microns thickness), fixed onto the framework. For a load capacity of upto 50kg per rack. Rate shall include all necessary fittings & hardware etc all complete for the item.</p>	NOS	150		-
							
	7.05	S10	DISPLAY RACKS (GIFT SHOP)				
			<p>Providing and supplying Product Display racks of size 1200mm (L) x 600mm (W) x 2100mm (H) with MS powder coated finish of 50 microns thickness framework of 50mmx50mm sections. Cross Members or beams made of MS of 1.5mm thickness in powder coated finish. 5no.s of Shelves or racks shall be made of 25thk. commercial ply finished with approved Laminate by Architect with factory fit edge banding of matching colour and fixed onto the Framework. Rate shall include all necessary fittings & hardware, floor bush etc. all complete for the item.</p> <p>Prefferd makes : Donracks / Instorindia / Equivalent.</p>	Nos	5		-
							
	7.06	S11	PHARMACY RACKS				
			<p>Interior Contractor shall prepare detailed layout of the Pharmacy with Furniture layout & details from Vendor for Client approval. Over the Counter Drug Store racks to be provided with combination of open shelves and closed storage racks type. Type -2 shall be showcase racks with sliding glass shutters in tracks of approved quality and necessary locking arrangements. Type1-70 % & Type -2 -30% to be considered and shall be actual as per final layout approved by the Client.</p>	NOS	20		-
	7.07	CB	CHANGE ROOM BENCH				
			<p>Change room bench of size (1500mm (L) x 450mm (W) x 450mm (H)).</p> <p>Featherlite - Model : Collab PU Bench or similar from Godrej / Featherlite / Durian / Style spa / Equivalent as per Client approval.</p>	NOS	4		-

			 <p>Table PU Bench</p>						
Total For Part A									-
Total FOR A+B									-